

Number recognition development with number card: Single subject research

Istiqomah Istiqomah¹, Rika Yuliani¹, Rooselyna Ekawati², Sri Adi Widodo¹

¹Department of Mathematics Education, Universitas Sarjanawiyata Tamansiswa, Yogyakarta, Indonesia

²Department of Mathematics, Universitas Negeri Surabaya, Surabaya, Indonesia

Article Info

Article history:

Received Aug 5, 2021

Revised Jun 8, 2022

Accepted Jul 1, 2022

Keywords:

Card of number

Mental retardation

Number

Single subject research

ABSTRACT

Mentally retarded is a mental disorder with an intelligence quotient (IQ) between 55-70, besides those mentally retarded children are only able to think concretely. For this reason, learning mathematics for mentally retarded students requires learning media that can bridge abstract mathematical material with the abilities of mentally retarded children who are only able to think concretely. The objective of this study was to improve the recognition of 1-20 numbers using number cards for students with mild mental retardation. The research used is single subject research method with basic design non reversal. Study subjects were selected based on a purposive sampling technique, as the researcher had to look for subjects with mild mental retardation. Data collection techniques use documentation to find out subjects with mild mental retardation characteristics, and tests to determine the subject's ability to recognize numbers 1-20. The results of this study indicate that the number card media can improve the ability of mild mentally retarded students to recognize numbers 1-20. This can be seen from the average in the baseline phase of 39 with a percentage of the ability to recognize numbers of 33.3%, and in the intervention phase of 74.44 with a percentage of the ability to recognize numbers of 88.89%.

This is an open access article under the [CC BY-SA](https://creativecommons.org/licenses/by-sa/4.0/) license.



Corresponding Author:

Sri Adi Widodo

Department of Mathematics Education, Universitas Sarjanawiyata Tamansiswa

Batikan UH III/1043, Yogyakarta, Indonesia

Email: sriadi@ustjogja.ac.id

1. INTRODUCTION

Mentally retarded children or often referred to as mentally retarded children are children with special needs who have mental intelligence below normal, making it impossible to take part in learning in public schools [1]–[4]. Based on intelligence abilities, mentally retarded students with an intelligence quotient (IQ) between 55-70 are included in mild mental retardation [5]–[8]. Students with special needs usually find it difficult to understand the basics of mathematics [9]–[11]. This is because children with developmental age disabilities, that is, up to the age of 18, experience obstacles in the functioning of intelligence, disabilities in social behavior, and barriers to social behavior [12]–[17]. Also, the cognitive development of students with mild mental disabilities stops at the concrete operational stage so that they will have difficulty dealing with abstract mathematical concepts [18], [19].

Normally, a piece of knowledge can be settled on each individual through a process of assimilation, accommodation, or equilibration [20], [21]. With these three thought processes, knowledge in this case called a schema or schemata will stay in one's mind. Likewise, for mentally retarded children, the process of knowledge formation is also through an assimilation process if the old schema with the new schema matches, but if there is a mismatch between the old schema and the new schema, the mentally retarded child will

undergo an accommodation process or schema adjustment so that there is equilibration between the old schema and the new schema [22], [23]. The difference between normal children and mentally retarded children lies in the stages of thinking. Mentally retarded students are only able to think based on physical manipulation of the objects they encounter, but when physical objects are removed, mentally retarded students experience high disequilibrium [5], [18], [19]. Because mentally retarded students have not been able to use scientific reasoning or logical reasoning, and have not been able to deal with complex problems [24]. In other words, mentally retarded students are only able to think concretely, but to think formally or abstractly they are very difficult [25].

Mentally retarded students are considered normal if they have difficulty learning mathematics. Because the ability of mentally retarded students has intelligence below normal and the ability to think of mentally retarded students stops at the concrete thinking phase [1]–[3], [26]. If this is allowed to continue, mentally retarded students become unable to think logically, mathematical communication becomes very weak and very dependent on the existence of other people.

Whereas mathematics is very important for the development and communication of children in the future [27]. Basic numeracy skills help kids in terms of achievement and just become competent adults [28]. Wider recognition of this fact will lead to greater equality in literacy [29], [30]. However, the development of a strong base in early mathematical skills is crucial for children with subsequent success, as well as financial results, healthcare and career [29]. Longitudinal studies suggest that poor math performance can have serious long-term consequences, affecting later academic performance, employment, crime, mental health, and future income. In many countries, low mathematics is closely related to social, cultural, and economic disadvantages.

For that mathematical knowledge needs to be given to mental retardation students. This is in line with previous research which states that learning mathematics for mentally retarded students is important [31], [32], so that they have basic numeracy skills [33], [34], and they can be independent in navigating everyday life [35]. In addition, by studying mathematics, students with intellectual disabilities have a greater chance to successfully navigate life in the future when compared to not studying mathematics. So that mentally retarded children can be more independent in navigating life, both in social, economic, cultural, health, educational, and work aspects without having to depend on others.

One of the most basic mathematical skills that need to be given to mentally retarded students is the ability to recognize numbers [33], [36], [37]. The introduction of numbers is first given to mentally retarded students before being given the concept of operations on numbers, this aims to provide them with a mathematical foundation or basis [38]. By providing a strong mathematical foundation or prefix, the ability of mentally retarded children can be ensured to be better and it becomes easier to learn further mathematical material such as the concept of counting operations on numbers. The introduction of numbers to mentally retarded students can be started with the introduction of numbers 1-3 [39], numbers 1-5 [40], [41], numbers 1-10 [42]. This is in line with the opinion which states that studying natural numbers, is a number that is learned at the beginning to make it easier to learn mathematical operations and subsequent numbers [43]. The results of preliminary observations made at a special school in Yogyakarta showed that there were fourth-grade students who had not been able to memorize number symbols well and how to put them into written form. This condition is because mentally retarded students grow very slowly in learning new things when compared to normal students. Even though recognizing number symbols is one of the competencies that must be mastered by students at the previous level, especially numbers 1-20. Also, by recognizing natural numbers, students with mental retardation will find it easier to learn natural number arithmetic operations and get to know other numbers [43].

For this reason, so that the ability to recognize numbers for mentally retarded students can increase, learning media is needed [44]–[47]. This aims to make abstract mathematical concepts easily accessible to mentally retarded students who are at a concrete level. Also, learning messages such as number recognition can be conveyed by the teacher easily [48], [49]. For example, Iran's media research using the Misha and Kush educational software, which was provided to 100 students with intellectual disabilities, successfully reduced learning disabilities [50]. In Indonesia, snake and ladder media is used to improve students' numeracy skills in students [51] or using stick numbers to introduce numbers 1-10 to mentally retarded students [52]. This suggests that the choice of media must be adjusted to the characteristics of students [53], such as the condition of students with mental retardation or mental retardation.

This research is important to do, considering the problem of mentally retarded children who have not been able to develop using abstract thinking patterns, in other words, the cognitive development of mentally retarded children stops at concrete cognitive development. Those who are only able to think concretely, and the problematics of abstract mathematical concepts need a bridge such as learning media so that abstract mathematical concepts can be reached by the minds of mentally retarded children who are only able to think concretely. In addition, one way to support mentally retarded children to be able to live

independently without being dependent on others is to study mathematics [3]. For mentally retarded students, number recognition is one of the basic mathematical concepts that must be mastered before he learns the material of number operations. Therefore, the purpose of this research is to improve the numbers recognition skills by using number card media for mentally retarded students. Number recognition skills used in this study are numbers 1-20. Also, what is meant by numerical ability is the ability to memorize and remember the number 1-20 symbols.

2. RESEARCH METHOD

2.1. Research design

The research methodology used in this research is a quantitative experiment on a single topic or is often called single-subject research [54]–[56]. Experimental testing is a research method used to determine the effects of certain controlled treatments [57], [58]. The single-subject design was chosen because the characteristics of this study were carried out on special subjects [59], namely subjects with the mild mental retardation category. In general, there are two stages in this research, namely the baseline and intervention [56], [60]. The steps of this study are summarized in Figure 1.

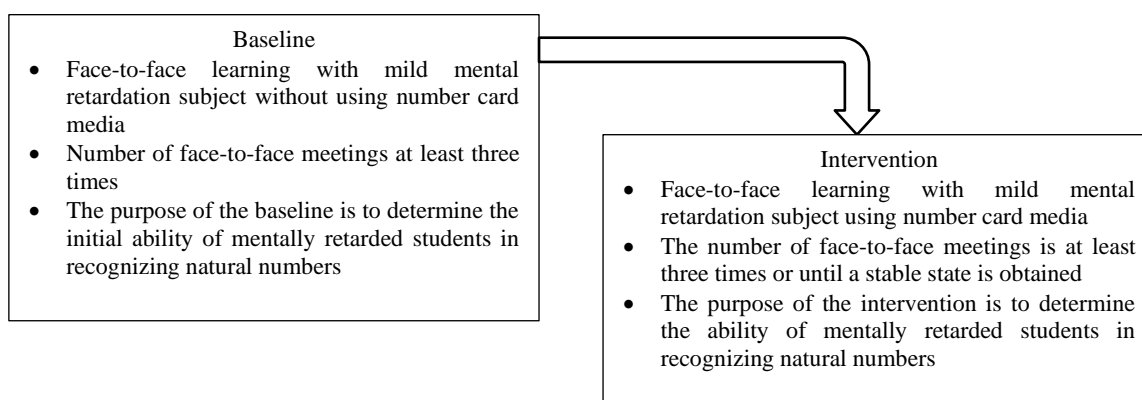


Figure 1. Single subject research research design

Condition A is the baseline phase, which means that the condition of the research facility does not require training interventions with the number card media. This phase aims to determine the subject's ability to recognize numbers 1-20 without card number media. Condition B is an intervention phase which is a condition of the subject who is given research intervention, namely learning using number cards. The intervention phase is often referred to as the experimental phase, although this experiment is assigned to one subject because that type of research is one subject.

2.2. Subject of the research

The research subjects were selected using the purposive sampling technique. This sampling is a method of sampling data sources in some respects. The aim of this study was to determine the increase in the ability of students with mild mental retardation to recognize numbers 1-20, so that the subject used in this study is mild mental retardation. To determine whether a child has mental retardation or not, the researcher collaborated with a category C special school teacher in Yogyakarta. In Indonesia, category C special schools are special schools for mentally retarded children. There are three other considerations used in sampling in this study, first, the students who were used in this study did not experience double tuna. This means that the research subjects only experienced mental retardation without being accompanied by other retardations such as dyscalculia and deafness. Second, the subjects used in this study must be (relatively) easy to communicate with researchers, to make it easier for researchers to communicate orally and in writing. Third, because the baseline phase and the intervention phase were carried out outside school hours (done at students' homes), the subjects used in the study, apart from obtaining permission from the special education teacher, also had to obtain approval from the parents of the subjects used in the study. In addition, according to the code of research ethics, this subject is marked with a T.

2.3. Learning design

For gaining knowledge for the duration of the baseline and intervention levels to run well, gaining knowledge of the situation is first created. The gaining knowledge of the situation is an outline of the gaining knowledge of procedure while college students enjoy the gaining knowledge of procedure from the start till the gaining knowledge of targets is executed. This situation refers back to the teacher's plan primarily based totally at the anticipation of scholar gaining knowledge of that is probably executed withinside the gaining knowledge of procedure primarily based totally at the anticipated arithmetic gaining knowledge of targets of the scholar, the understanding and anticipated degree of knowledge of the scholar, and the selection of mathematical sports in sequence. The instruction of gaining knowledge of eventualities objectives to assume the opportunity of scholar gaining knowledge of improvement to attain gaining knowledge of targets primarily based totally at the understanding already possessed via way of means of college students and the anticipated college students' knowledge of the material.

2.4. Data collection

The data collection methods in this study were conducted through interviews, observations, and tests. The interview was conducted in order to define the characteristics and skills of the subject in accordance with the opinion of parents and teachers. This is to enable researchers to develop specific strategies when working with research facilities in order to facilitate the establishment of closeness between researchers and subjects. Parents and teachers were chosen because they knew the subject's habits in daily life best. During both the baseline and intervention phases, observation is employed to monitor and record all of the test subjects' behavior. The researcher made the observations by narrating the indications he hoped to attain. The observation indicators are: i) The subject is enthusiastic during the lesson; ii) The subject understands the researcher's instructions and material; and iii) The subject is able to answer the questions asked. The test measures the ability of mentally handicapped students to recognize numbers of 1 to 20. The ability to recognize numbers 1-20 is given in writing and adjusted to indicators: i) Students can write numbers 1 to 20 in sequence; ii) Students can say numbers 1 to 20 either randomly or sequentially; iii) Students are able to count and write down correctly the number of objects/pictures that have been provided; and iv) Be able to match pairs of numbers with pictures.

2.5. Data analysis techniques

To find out whether the learning media in the form of numbers has a positive effect on the ability to recognize numbers for mentally retarded children, the analysis used is the visual inspection. This analysis technique is done by looking at the distribution of the plot on the graph for each session. Furthermore, where this data analysis technique focuses more on the location of the data plots obtained by mentally retarded students for each learning session, then determines the quartile location of the data plots. In-condition analysis is an analysis performed at baseline conditions and intervention conditions. The components used to perform the analysis in these conditions include: i) Determining the length of the condition; ii) Determining the estimation of the directional trend; iii) Determining the stability trend; iv) Determining the trend of the data trail; v) determining the level of stability and range; and vi) Determine the level of change. An analysis was performed between the conditions to observe the distinction between the baseline and intervention phases. This condition analysis was carried out using the following components: i) Determining the number of variables changed; ii) Determining changes in trend direction; iii) Determining changes in stability trends; iv) Determining the level of change; and v) Determining the overlap of baseline conditions. and intervention.

3. RESULTS AND DISCUSSION

3.1. Results

3.1.1. Analysis under conditions

This single subject research used an AB research design. Where condition A is the Baseline condition and B is the intervention condition. After that, the researcher needs to determine the length of the session for each condition. Figure 2 shows that the baseline phase consists of six sessions, while the intervention phase consists of nine sessions. So that this condition can be made like Table 1.

In baseline conditions with a long condition for 6 meetings, each meeting ends with a number recognition test 1-20. The scores obtained by subject T at each baseline session were 30, 52, 28, 36, 46, and 42 in a row. In the intervention conditions with the length of the conditions for 9 meetings. Every time learning number recognition uses a number card and each meeting ends with a number recognition test 1-20. The scores obtained by subject T at each intervention session were 60, 70, 74, 80, 76, 78, 76, 76, and 80 respectively.

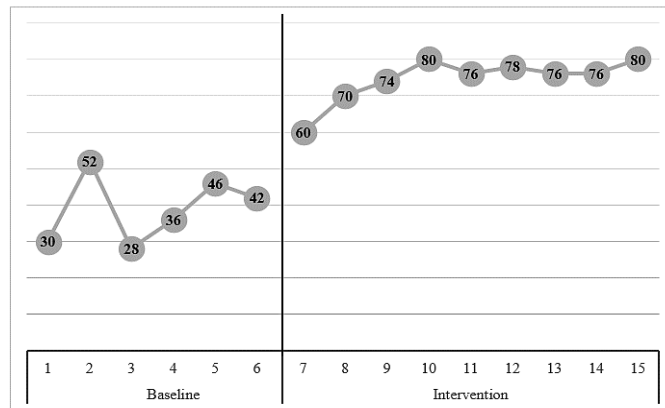


Figure 2. Graph of mentally retarded students’ ability scores in recognizing numbers 1-20

Table 1. Length of condition of each phase

Condition	A/1	B/2
Length of condition	6	9

Estimating the trend towards direction is to see the development of behavior from session to session of each phase [61]. A directional trend can use an ascending line (/) if the trend in direction is relatively up or the change is increasing, a parallel line (=) if the direction is relatively fixed or there is no change, and a down line (\) if the direction is relatively downward or the change is decreasing. Estimation of the direction in this study uses the split-middle [61]–[63]. This method is carried out based on the middle value (median) of the ordinal data points. The steps to determine the direction trend using the split-middle method are: i) Divide the data into two parts at the baseline condition and in the intervention condition; ii) In the baseline condition and the intervention condition, the data that has been divided in two are then divided into two parts; iii) In the baseline and intervention conditions, determine the median position of each hemisphere; iv) In the baseline and intervention conditions, draw a parallel line with the ordinate that connects the intersection between the graph line and the right and left lines. The trend in the direction can be seen in Figure 3.

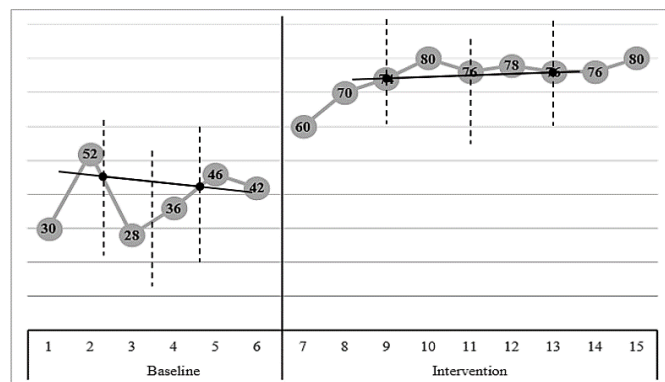


Figure 3. Graph of the direction of the trend using the split-middle method

Based on Figure 3, it can be seen that the baseline phase has a downward trend (\), this can be seen from the straight line that connects the two points in the baseline phase, which appears to be decreasing. This trend in this direction can be interpreted that in the baseline phase the subject T experienced a downward change. In the intervention phase, there is an upward trend (/), this can be seen from the straight line that connects the two points in the intervention phase upward. The trend in this direction can be interpreted that in the intervention conditions the subject T has an upward change. Based on these conditions, the direction trends in the baseline and intervention phases can be summarized as shown in Table 2.

Table 2. Table of trend

Condition	A/1	B/2
Estimation of directional trend	(-)	(+)

In single subject research, most of them use a stability tendency of 15%. Based on Figure 3, the calculation of the stability range is the highest score \times stability criteria= $52 \times 0.15 = 7.8$. Furthermore, the determines the mean level and range of stability in the baseline phase are:

Data of baseline $30+52+28+36+46+42=234$, so mean level in $90:6=39$
 Determining the upper Limit is Mean level+half the stability range= $39+3.9=42.9$
 Determining the lower limit is Mean level – half the stability range= $39-3.9=35.1$

Figure 4 shows that the percentage trend of data point stability in the baseline phase is 33.3%. This percentage value is obtained from the comparison between the number of data points in a range (2 points) and the number of data points (6 points). If the percentage of stability 85%-90% is said to be stable while the lower it is said to be unstable (variable) because the results of the calculation of the trend of data point stability for the baseline phase are 33.3%, then the results are unstable (variable). These results indicate that the ability of subject T to recognize numbers 1-20 is at a percentage of 33.3%. This condition is supported by a downward trend in the baseline phase, although the scores obtained at the first and sixth meetings have increased. For this reason, subject T needs to be given intervention so that the ability to recognize numbers 1-20 does not decrease. The intervention given in this study was to use number card media.

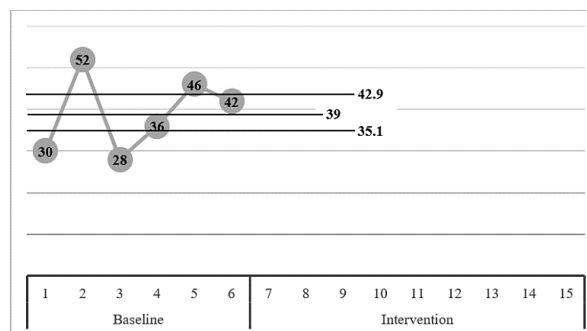


Figure 4. The trend of baseline phase stability

In addition, the trend of stability (Figure 3) in the intervention phase is the high score \times stability criteria= $80 \times 0.15 = 12$. Furthermore, determines the mean level and range of stability in the intervention phase are: i) Data of baseline $60+70+74+80+76+78+76+76+80=670$, so mean is $670:9=74.44$; ii) Determining the upper limit is mean+half the stability range= $74.44+6=80.44$; iii) Determining the lower limit is mean – half the stability range= $74.44-6=68.44$. From this calculation, a graph was made as shown in Figure 5.

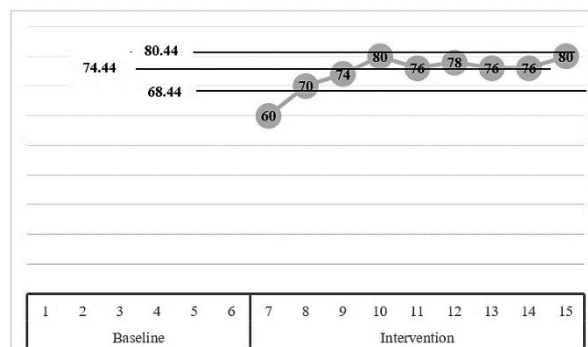


Figure 5. The trend of baseline phase stability

Based on Figure 5, the percentage trend of data point stability in the baseline phase is 88.9%. This percentage value is obtained from the comparison between the number of data points in a range (8 points) and the number of data points (9 points). If the percentage of stability 85%-90% is said to be stable while the lower it is said to be unstable (variable) because the results of the calculation of the trend of data point stability for the baseline phase are 88.9%, then the results are stable. These results indicate that the ability of subject T to recognize numbers 1-20 is at a percentage of 88.9%. This stability is supported by an upward trend in the intervention phase. Based on this condition, the intervention given to subject T using number card media in learning number 1-20 recognition has a positive or better effect.

After knowing the stability range on the subject T, the next step is to determine the trend of the data trail. To determine the trend of a data trail is the same as determining an estimate of the directional trend. Thus, the trend data trail in this study can be presented in Table 3. Furthermore, determine the level of stability and range. This determines as previously calculated, it was found that in the baseline (A) the data was variable or unstable with a score range between 28 and 52. In the intervention (B) with a score range of 60 to 80, the data was stable. The summary can be seen in Table 4.

Table 3. Trending data footprint

Condition	A/1	B/2
Trending data footprint	(-)	(+)

Table 4. Stability level and range

Condition	A/1	B/2
Stability level and range	Variable 28 – 52	Stabil 60-80

The last is to determine the level of change. The calculation is done by marking the first data (day 1) and the last data (day 6) in the baseline phase (A). Then, the difference between the two data is calculated and the direction is increasing or decreasing and is given a sign (+) if it improves, (-) gets worse, and (=) if there is no change. Likewise to calculate the level of change in the intervention phase (B). Based on Figure 1, it is found that in the baseline phase for the first day the score was 30 and the score on the last day was 42, so the difference was (+12). in the intervention phase for the first day, the score was 60 and the score on the last day was 80, so the difference was (+20). The summary of these calculations can be seen in Table 5.

Table 5. Level of change

Condition	A/1	B/2
Level of change	42-30=(+12)	8-60=(+20)

3.1.2. Analysis between conditions

In this analysis, the steps used are: i) Determining the number of variables changed; ii) Determining changes in trend direction; iii) Determining changes in stability trends; iv) Determining the level of change; and v) Determining the overlap of baseline conditions and intervention. The initial activity to analyze the number of variables changed in this study was to use number card media to improve the ability recognize number. Thus, only one variable will be changed in this study. One variable that was changed in this study was the ability to recognize numbers.

The second step is determining changes in trend direction. To determine changes in conditions, it can be seen in Table 6 related the ability recognize number. Based on Table 6, it can be seen that the ability recognize number in the baseline phase A1 trends to increase (+), as well as in the condition B1 trends to increase (+). but the effect of increasing the use of card media in these two phases is very different. this can be seen from the level of change (Table 5), that in the baseline phase the level of change is +12, while the intervention phase is +20. So, it can be concluded that the provision of learning interventions using number card media has a positive effect on the changed variables.

Table 6. Change in trend direction

Comparison of conditions	A/B	
Change in trend direction	(+)	(+)

The third step is determining changes in stability trends. To determine changes in stability trends, it can be seen from the stability trend in the baseline (A) and intervention (B) phases in the summary analysis under conditions. From the summary of the analysis under conditions, the changes in the stability trend can be seen in Table 7.

Comparison of Conditions	A/B
changes in stability trends	Unstable to stable (Variable to stable)

The fourth step is determining the level of change. To determine the level of change, it is done by determining the data point in the baseline condition (A) in the last session, which is 42, and the first session in the intervention condition (B), which is 60. Then calculate the difference between the two, namely (42–60), so that the difference is (18). The last step is determining the overlap of baseline and intervention conditions. To determine the overlap of data at baseline conditions (A) with the intervention (B) by: i) Looking back at the lower and upper limits in the baseline conditions; ii) Calculating the number of data points in the intervention condition (B) which is in the condition range (A). After observing it, all data points in the intervention condition are not in the baseline range, so in this section, the number is 0; iii) The results obtained are divided by the number of data points in condition (B) then multiplied by 100. Since there are many data points for the intervention conditions that are not in the baseline condition, the result of this stage is 0%. In connection with this overlap percentage, the smaller the overlap percentage, the better the effect of the intervention on target behavior.

3.2. Discussion

Media in learning is one way to increase students' enthusiasm and motivation to learn [64]. Media is something that is used as an intermediary for information from the sender to the recipient so that it can stimulate thoughts, feelings, interests, and also the attention of students in learning activities [53], [65]. Media is a tool for students to understand what is explained, including mentally retarded children who have problems in concentration and memory [66]. The use of media is the focus of treatment in this study aimed at improving the cognitive abilities of the subject, namely the ability to recognize numbers 1-20.

This research was conducted in two phases, namely the baseline phase and the intervention phase. The activities carried out in the baseline phase focused on finding initial data on the subject's ability related to the concept of numbers 1 to 20. The results obtained in the baseline phase showed that the subject's ability tended to decrease based on the calculation graph and the values obtained in six sessions had not shown a stable level. Besides, it is indicated by the average test results in the baseline phase of 39 and the percentage of the ability to recognize numbers by 33.3%. With this condition, an intervention is needed by providing learning media to mentally retarded students to recognize numbers 1-20. There is one alternative learning media that can be used to introduce numbers 1-20 to mentally retarded students which is a number card [66], [67]. Number cards are paper with numbers written following the learning objectives. The number card used in this study is shown in Figure 6.

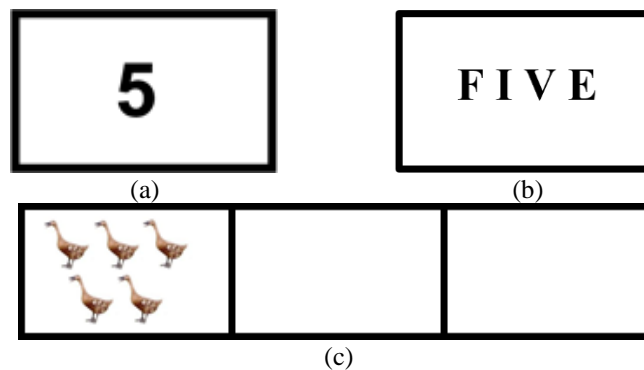


Figure 6. A number card consists of (a) a number symbol, (b) a number name, and (c) a number base card

The way to use the number card is: i) A set of number symbols and a set of number names are handed over to the students; ii) The teacher opens one base of the number card; iii) The students put the corresponding symbol and number name in the empty box on the base number card. Suppose the teacher opens the base of a number card as shown in Figure 6 (c), then students must put the number "5" and the name "FIVE" in the empty box at the base of the number card.

Based on the results of the intervention carried out, shows that the use of learning media in the form of number cards can improve the cognitive abilities of research subjects, in this case, mild mentally retarded children can recognize numbers 1-20 well. This can be seen from the tendency of the intervention phase which shows better than the baseline phase and the average result of the intervention phase is 74.44, and the percentage of mentally retarded students in the ability to recognize numbers 1-20 is 88.89% even though the learning is carried out for nine sessions.

In connection with this condition, subject T in recognizing numbers 1-20 has increased. This can be seen from: i) The increase shown by the average results in the baseline and intervention phases; ii) The trend in the direction shown in Table 7; and iii) The increase in the percentage of mentally retarded students' ability to recognize numbers 1-20 of 33.3 % to 88.89%. In connection with this condition, it can be stated that the number card media has a positive influence on the cognitive ability of subject T in recognizing numbers 1-20. The positive effect of number card media for students with mild mental retardation is because the number card media can concretize abstract numbers for mentally retarded students of mental age who stop at the concrete phase. In other words, recognizing numbers 1-20 using number card media for mild mentally retarded students has a positive effect because the learning media used is adjusted to the needs and abilities of mild mental retardation subjects.

The results of this study are consistent with previous research that using number cards can improve mentally retarded students to recognize numbers [33], [39]–[42], [68]. Although the number cards used in previous studies were number cards 1-3 [39], number cards 1-5 [41], puzzle number cards for 1-5 [40], and cards numbered 1-10 [42]. However, the form of the number cards used in this study is different from previous studies.

4. CONCLUSION

In this study, it can be concluded that the number card media can improve the ability of mild mentally retarded students to recognize numbers 1-20. The effect of the media number card can be seen in the change of data from the baseline phase to the intervention phase. In the baseline recognize number skills, the subject had a mean score of 39. In the intervention phase, the mean score changed to 74.44. These data show that the learning outcomes of extroverted students changed by 35.44. Based on the results of this study, it is proposed to use number card media as an alternative teaching method for mentally retarded students to recognize numbers 1-20. In addition, attention should be paid to the use of teaching aids to improve the skills of mentally retarded students in using other materials.




REFERENCES

- [1] S. Hegde and S. A. Bhaskar, "Oral myiasis: A concealed threat to disabled children of developing countries," *Journal of Dentistry for Children*, vol. 82, no. 2, pp. 112–115, 2015.
- [2] Y. Suchyadi, Y. Ambarsari, and E. Sukmanasa, "Analysis of social interaction of mentally retarded children," *JHSS (Journal of Humanities And Social Studies)*, vol. 2, no. 2, pp. 17–21, Dec. 2018, doi: 10.33751/jhss.v2i2.903.
- [3] D. S. A. Dharma and H. Hermanto, "Involvement of children with special needs in learning in inclusive schools," *Journal of ICSAR*, vol. 4, no. 1, pp. 27–34, 2021, [Online]. Available: <http://journal2.um.ac.id/index.php/icsar/article/view/6655>.
- [4] M. Condon and L. Ruth-Sahd, "Responding to introverted and shy students: Best practice guidelines for educators and advisors," *Open Journal of Nursing*, vol. 03, no. 07, pp. 503–515, 2013, doi: 10.4236/ojn.2013.37069.
- [5] M. S. A. Raouf, M. A. K. Alenzi, and K. M. Attia, "Effectiveness of an educational program using a computer in the development of some of the mathematical concepts among mentally retarded educable students and modifying their adaptive behavior," *International Journal of Humanities and Cultural Studies (IJHCS)*, vol. 3, no. 2, pp. 1–23, 2016.
- [6] Nurhusni and Fatmawati, "Mentally Disabled Sex Education through Powerpoint Media," *EDUCATIO: Journal of Education*, vol. 4, no. 2, pp. 192–199, 2019.
- [7] M. Foadodini and H. Beydokhti, "The effect of drama therapy base on social skill adjusting behavior of mental retarded girls (IQ=55-70, 14-30 years old)," *Journal of Research in Rehabilitation Sciences*, vol. 8, no. 5, pp. 913–918, 2012.
- [8] Z. Kiarasi, S. Kiarasi, and A. Kiarasi, "The effect of story animations on social development and adjustment on educable mentally retarded students," *Information and Communication Technology in Educational Sciences*, vol. 6, no. 4 (24), pp. 91–110, 2016.
- [9] S. Chodura, J.-T. Kuhn, and H. Holling, "Interventions for children with mathematical difficulties," *Zeitschrift für Psychologie*, vol. 223, no. 2, pp. 129–144, Jul. 2015, doi: 10.1027/2151-2604/a000211.
- [10] A. Dowker and G. Sigley, "Targeted interventions for children with arithmetical difficulties," *British Journal of Educational Psychology*, vol. 2, no. 7, pp. 65–81, Jan. 2010, doi: 10.1348/97818543370009X12583699332492.
- [11] P. Scherer, K. Beswick, L. DeBlois, L. Healy, and E. M. Opitz, "Assistance of students with mathematical learning difficulties: how can research support practice?" in *ZDM - Mathematics Education*, 2016, vol. 48, no. 5, pp. 633–649. doi: 10.1007/s11858-016-0800-1.




- [12] S. Basturk, "Secondary school mathematics student teachers' causal attribution for success and failure in mathematics," *European Journal of Science and Mathematics Education*, vol. 4, no. 3, pp. 365–379, Jul. 2016, doi: 10.30935/scimath/9477.
- [13] M. C. Dekker, T. B. Ziermans, and H. Swaab, "The impact of behavioural executive functioning and intelligence on math abilities in children with intellectual disabilities," *Journal of Intellectual Disability Research*, vol. 60, no. 11, pp. 1086–1096, Nov. 2016, doi: 10.1111/jir.12276.
- [14] M. El-Keshky and M. Emam, "Emotional and behavioural difficulties in children referred for learning disabilities from two Arab countries: A cross-cultural examination of the Strengths and Difficulties Questionnaire," *Research in Developmental Disabilities*, vol. 36, pp. 459–469, Jan. 2015, doi: 10.1016/j.ridd.2014.10.039.
- [15] M. M. Emam and A. M. Kazem, "Teachers' perceptions of the concomitance of emotional behavioural difficulties and learning disabilities in children referred for learning disabilities in Oman," *Emotional and Behavioural Difficulties*, vol. 20, no. 3, pp. 302–316, Jul. 2015, doi: 10.1080/13632752.2014.964083.
- [16] H. A. Harvey and G. E. Miller, "Executive function skills, early mathematics, and vocabulary in head start preschool children," *Early Education and Development*, vol. 28, no. 3, pp. 290–307, Apr. 2017, doi: 10.1080/10409289.2016.1218728.
- [17] A. J. Martin, T. M. Cumming, S. C. O'Neill, and I. Srnadová, "Social and emotional competence and at-risk children's well-being: the roles of personal and interpersonal agency for children with ADHD, emotional and behavioral disorder, learning disability, and developmental disability," in *Social and Emotional Learning in Australia and the Asia-Pacific*, Singapore: Springer Singapore, 2017, pp. 123–145, doi: 10.1007/978-981-10-3394-0_7.
- [18] J. R. Weisz, R. Bromfield, and D. L. Vines, "Cognitive development, helpless behavior," *Applied Developmental Psychology*, vol. 2, Academic Press, Inc, 2013.
- [19] J.-L. Paour, "From structural diagnosis to functional diagnosis of reasoning: a dynamic conception of mental retardation," *Working with Piaget: Essays in Honour of Barbel Inhelder*, p. 13, 2013.
- [20] Wawan, E. F. Ningsih, S. A. Widodo, Leonard, R. M. Sary, and E. Retnowati, "The cognitive load of learners in the learning process of the rotating object volume," *Journal of Physics: Conference Series*, vol. 1315, no. 1, p. 012046, Oct. 2019, doi: 10.1088/1742-6596/1315/1/012046.
- [21] S. A. Widodo *et al.*, "Process of algebra problem-solving in formal student," *Journal of Physics: Conference Series*, vol. 1657, no. 1, p. 012092, Oct. 2020, doi: 10.1088/1742-6596/1657/1/012092.
- [22] J. L. Singer and D. G. Singer, "A cognitive-affective theory of the development of imagination: family mediation and television influences," in *Organizing Early Experience*, Routledge, 2019, pp. 92–115, doi: 10.4324/9781315223940-6.
- [23] L. Odynchenko and T. Skiba, "To the problem of activation of the cognitive activity of mentally retarded students at the lessons of the course: geography of Ukraine," *Pedagogical sciences: theory, history, innovative technologies*, no. 4(78), pp. 417–426, Apr. 2018, doi: 10.24139/2312-5993/2018.04/417-426.
- [24] A. L. Brown, "Development, schooling, and the acquisition of knowledge about knowledge: comments on chapter 7 by Nelson," in *Schooling and the Acquisition of Knowledge*, Routledge, 2017, pp. 241–253, doi: 10.4324/9781315271644-18.
- [25] S. Heleni, Z. Zulkarnain, and M. Apriani, "Implementation of mathematics learning for mentally retarded children at 6th grade of Pelita Hati," in *Proceedings of the UR International Conference on Educational Sciences*, 2019, pp. 320–327.
- [26] G. Joseph, "Teaching mathematics with mobile devices and the realistic mathematical education (RME) approach in kindergarten," *Journal of Education and Practice*, vol. 7, no. 3, pp. 19–24, 2016.
- [27] S. Papadakis, N. Zaranis, and M. Kalogiannakis, "Parental involvement and attitudes towards young Greek children's mobile usage," *International Journal of Child-Computer Interaction*, vol. 22, p. 100144, Dec. 2019, doi: 10.1016/j.ijcci.2019.100144.
- [28] S. Papadakis, M. Kalogiannakis, and N. Zaranis, "The effectiveness of computer and tablet assisted intervention in early childhood students' understanding of numbers. An empirical study conducted in Greece," *Education and Information Technologies*, vol. 23, no. 5, pp. 1849–1871, 2018, doi: 10.1007/s10639-018-9693-7.
- [29] S. Papadakis, M. Kalogiannakis, and N. Zaranis, "Teaching mathematics with mobile devices and the Realistic Mathematical Education (RME) approach in kindergarten," *Advances in Mobile Learning Educational Research*, vol. 1, no. 1, pp. 5–18, 2021, doi: 10.25082/AMLER.2021.01.002.
- [30] P. Dorouka, S. Papadakis, and M. Kalogiannakis, "Tablets and apps for promoting robotics, mathematics, STEM education and literacy in early childhood education," *International Journal of Mobile Learning and Organisation*, vol. 14, no. 2, p. 255, 2020, doi: 10.1504/IJMLO.2020.106179.
- [31] M. Furlong, F. McLoughlin, S. McGilloway, D. Geary, and B. Butterworth, "Interventions to improve mathematical outcomes for children with dyscalculia: a systematic review," in *Campbell Systematic Reviews*, 2016, vol. 3, pp. 1–12. [Online]. Available: <http://www.campbellcollaboration.org/lib/project/311>.
- [32] M. Montague and A. K. Jitendra, "Research-based mathematics instruction for students with learning disabilities," in *Towards Equity in Mathematics Education*, Springer Berlin Heidelberg, 2012, pp. 481–502, doi: 10.1007/978-3-642-27702-3_44.
- [33] T. D. Anggraini and E. Wahyuno, "The effect of dice game media in use toward counting ability at 1st grade children with intellectual disability," *Jurnal Penelitian dan Pengembangan Pendidikan Luar Biasa*, vol. 2, no. 1, pp. 22–26, 2013.
- [34] S. Ramaa, "Arithmetic difficulties among socially disadvantaged children and children with dyscalculia," in *The Routledge International Handbook of Dyscalculia and Mathematical Learning Difficulties*, S. Chinn, Ed. Abingdon: Routledge, 2014, pp. 174–193, doi: 10.4324/9781315740713-18.
- [35] A. S. Purnami, M. Mulyoto, and B. Winoto, "Android-based shopping skill for mentally-disable student," *Journal of Education and Learning (EduLearn)*, vol. 14, no. 3, pp. 411–415, Aug. 2020, doi: 10.11591/edulearn.v14i3.16110.
- [36] G. Manginas and C. Nikolantonakis, "The contribution of mathematics online games to qualitative differentiation and intrinsic motivation of students with mild intellectual disabilities," *European Journal of Special Education Research*, vol. 3, no. 1, pp. 58–81, 2018.
- [37] M. Grünke, K. Urton, and J. Karnes, "The effects of a brief touch point intervention for children with intellectual developmental disabilities (IDD)," *Journal of Educational and Developmental Psychology*, vol. 8, no. 2, p. 187, Sep. 2018, doi: 10.5539/jedp.v8n2p187.
- [38] I. Taufiq, A. Prihatiningsih, and S. A. Widodo, "Single subject research: use of interactive video in children with developmental disabilities with dyscalculia to introduce natural numbers," *Participatory Educational Research*, vol. 8, no. 2, pp. 94–108, Apr. 2021, doi: 10.17275/per.21.31.8.2.
- [39] N. Esterina, I. T. Mutiara, and C. F. Lee, "Improving the ability to write numbers 1-3 through multisensory stimulation and reinforcement methods in children with moderate intellectual disability," (in Indonesian), *Psibernetika*, vol. 13, no. 2, pp. 100–104, 2020, doi: 10.30813/psibernetika.

- [40] A. Yulianti, L. F. Dahriyanto, and Sugiariyanti, "The effectiveness of remedial learning with number puzzle media to improve the ability to recognize numbers 1–5 in mentally retarded children," (in Indonesian), *Jurnal Psikologi Ilmiah*, vol. 10, no. 1, pp. 72–78, 2018, [Online]. Available: <https://journal.unnes.ac.id/nju/index.php/INTUISI/article/view/17388>.
- [41] F. Y. Al irsyandi and Y. S. Nugroho, "Kinect-based educational game recognition of body parts and number recognition for children with special needs for mental disorders," (in Indonesian), *Psosiding Snatif Ke-2 Tahun 2015*, vol. 2, no. 1, pp. 1–12, 2015.
- [42] N. Ria, "Improving the ability to recognize numbers 1-10 through the tower architect game for mildly mentally impaired children," (in Indonesian), *Jurnal Penelitian Pendidikan Khusus*, vol. 3, no. 3, pp. 261–269, 2014, [Online]. Available: <http://ejournal.unp.ac.id/index.php/jupekhu/article/view/3851>.
- [43] R. Kartini, "Improving learning outcomes of mathematics lesson through roman numeral puzzle at fourth grade elementary school students in Malang," in *Proceedings of the 1st International Conference on Social Sciences Education - "Multicultural Transformation in Education, Social Sciences and Wetland Environment" (ICSSE 2017)*, 2018, vol. 147, pp. 245–246, doi: 10.2991/icsse-17.2018.57.
- [44] G. Salomon, *Interaction of Media, Cognition, and Learning: An exploration of how symbolic forms cultivate mental skills and affect knowledge acquisition*. Routledge, 1979.
- [45] O. R. Odero, "The availability of instructional media for teaching mentally retarded students in Nyanza region, Kenya," *Journal of Education and Practice*, vol. 7, no. 19, pp. 70–75, 2016.
- [46] W. Wahedatul and A. A. Sopandi, "Improving students' ability to recognize the concept of numbers 1-10 through the modification of the bocce game for mentally retarded children while the class VII In SLB Negeri 2 Padang," *EDUTECH: Journal of Education and Technology*, vol. 3, no. 1, pp. 77–82, 2019.
- [47] S. A. Annamma, "Whiteness as property: innocence and ability in teacher education," *The Urban Review*, vol. 47, no. 2, pp. 293–316, Jun. 2015, doi: 10.1007/s11256-014-0293-6.
- [48] L. L. Hakim, F. Alghadari, and S. A. Widodo, "Virtual manipulatives media in mathematical abstraction," *Journal of Physics: Conference Series*, vol. 1315, no. 1, p. 012017, Oct. 2019, doi: 10.1088/1742-6596/1315/1/012017.
- [49] B. A. Saputro, "Learning media development approach with a rectangle problem posing based GeoGebra," *Infinity Journal*, vol. 5, no. 2, p. 121, 2016, doi: 10.22460/infinity.v5i2.p121-130.
- [50] Y. Maroofi, A. M. Rad, and M. Z. Ehteshami, "Effectiveness of educational multimedia method on reducing mental- disorders in third-elementary students," *Middle Eastern Journal of Disability Studies*, vol. 8, no. 75, pp. 1–7, 2018.
- [51] L. Pradani, S. Lestari, and W. A. Wibowo, "The snake and ladder game method to improve numeracy skills in children with dyscalculia," (in Indonesian), in *Prosiding Seminar Nasional PGSD UPY*, 2015, p. 163. [Online]. Available: http://repository.upy.ac.id/408/1/artikel_linggar.pdf.
- [52] R. Yunisa and Fatmawati, "Media stick numbers to improve understanding of numbers concepts 1 to 5 for children with mild mental requirements," (in Indonesian), *Jurnal Penelitian Pendidikan Khusus*, vol. 6, no. 2, pp. 289–296, 2018.
- [53] S. A. Widodo, Darhim, and T. Ikhwanudin, "Improving mathematical problem solving skills through visual media," *Journal of Physics: Conference Series*, vol. 948, no. 1, p. 012004, Jan. 2018, doi: 10.1088/1742-6596/948/1/012004.
- [54] B. J. Byiers, J. Reichle, and F. J. Symons, "Single-subject experimental design for evidence-based practice," *American Journal of Speech-Language Pathology*, vol. 21, no. 4, pp. 397–414, 2012, doi: 10.1044/1058-0360(2012/11-0036).
- [55] K. A. Freeman and R. F. Eagle, "Single-subject research designs," in *Understanding Research in Clinical and Counseling Psychology*, Second Ed. Routledge 2011, pp. 124–154. doi: 10.4324/9780203831700.
- [56] D. L. Gast and J. R. Ledford, *Single subject research methodology in behavioral sciences*. Routledge, 2014.
- [57] J. W. Creswell, *Educational Research: Planning, Conducting and Evaluating Quantitative and Qualitative Research*. London: Pearson, 2012.
- [58] J. W. Creswell, *Research Design Qualitative, Quantitative, and Mixed Second Edition*. Sage Publication, 2012.
- [59] P. L. Busk and L. A. Marascuilo, *Single-Case Research Design and Analysis (Psychology Revivals)*. Routledge, 2015. doi: 10.4324/9781315725994.
- [60] C. H. Skinner, *Single-Subject Designs for School Psychologists*. Routledge, 2013. doi: 10.4324/9780203725887.
- [61] O. G. Setyawan, "The effect of using pictorial crossword puzzles on participants' vocabulary mastery," (in Indonesian), *Jurnal Ortopedagogia*, vol. 1, no. 4, pp. 289–295, 2015.
- [62] P. A. Blankenship *et al.*, "The medial frontal cortex contributes to but does not organize rat exploratory behavior," *Neuroscience*, vol. 336, pp. 1–11, Nov. 2016, doi: 10.1016/j.neuroscience.2016.08.041.
- [63] L. Erlani, T. Narawati, and Z. Alimin, "Using AAC media to improve dynamics ability in music learning for autistic children," *International Journal of Pedagogy and Teacher Education*, vol. 2, p. 12, Nov. 2018, doi: 10.20961/ijpte.v2i0.25140.
- [64] T. Tafonao, "The role of learning media in increasing student interest in learning," (in Indonesian), *Jurnal Komunikasi Pendidikan*, vol. 2, no. 2, pp. 103–114, 2018, doi: 10.32585/jkp.v2i2.113.
- [65] S. A. Widodo, "Selection of Learning Media Mathematics for Junior School Students," *The Turkish Online Journal of Educational Technology - TOJET*, vol. 17, no. 1, pp. 154–160, 2018.
- [66] Indriyani, "Use of Number Card Media to Improve Number Concept Ability 1-5 in Mild Mentally Impaired Children," (in Indonesian), *Jurnal Asesmen dan Intervensi Anak Berkebutuhan Khusus (JASSI Anakku)*, vol. 12, no. 2, pp. 143–152, 2016.
- [67] F. Rahmanita and A. Samawi, "The Use of Number Card Media to Improve the Mathematics Learning of Mentally Impaired Children in SDLB," (In Indonesian), *Jurnal Ortopedagogia*, vol. 1, no. 2, pp. 106–111, 2014.
- [68] I. W. Utami, "Increasing the Ability to Count Addition through Two-Dimensional Aquarium Media for Mentally Impaired Students Class VII C1 SMP LB Kemala Bhayangkari Trenggalek Semester I 2018/2019 Academic Year," (in Indonesian), *Jurnal Bimbingan Konseling dan Pendidikan*, vol. 1, no. 2, pp. 55–69, 2019.




BIOGRAPHIES OF AUTHORS

Istiqomah    is an Assistant Professor and lecturer at the Department of Mathematics education, Universitas Sarjanawiyata Tamansiswa. She was appointed lecturer in the university in 2008 and went on graduate studies (doctoral program) in mathematics education at the Universitas Negeri Yogyakarta. She is passionate about raising the quality of teaching and learning of students and their development in the schools. She can be contacted at email: istqomah@ustjogja.ac.id.






Rika Yuliani    is a student in bachelor mathematics education at the Universitas Sarjanawiyata Tamansiswa, Yogyakarta. She can be contacted at email: rikayuliani.ust@gmail.com.



Rooselyna Ekawati    is an Associate Professor and lecturer at Mathematics Department of Universitas Negeri Surabaya, Indonesia since 2005. Her research interest is mathematics education, psychology of cognition and Mathematics Teacher Education. She can be contacted at email: rooselynaekawati@unesa.ac.id



Sri Adi Widodo    is an Assistant Professor and lecturer at the Universitas Sarjanawiyata Tamansiswa, Yogyakarta. He was appointed lecturer in the university in 2009. His research focuses on mathematics education, media of learning, learning and teaching in mathematics, sociomathematics norm, and single subject in mathematics education. He can be contacted at email: sriadi@ustjogja.ac.id.