



# Library Philosophy and Practice (e-journal)



**Title:** Top 100 Cited Publications in Physics Education in The last Thirty Years: A Bibliometric Analysis

**Authors:** Nadi Suprpto (*Universitas Negeri Surabaya, Indonesia*), Binar K. Prahani (*Universitas Negeri Surabaya, Indonesia*), Utama A. Deta (*Universitas Negeri Surabaya, Indonesia*)

**Status:** under review

[Revise submission](#)

[Withdraw submission](#)

[Email administrator](#)

[Manage additional files](#)

[My account](#)

[Log out](#)

## Current File(s):



### Abstract:

The present study's focus is to analyze the top 100 cited papers (classic papers) in the field of physics education in the last thirty years. The study is aimed to provide insight into the citation pattern, authorship pattern, year, journals, countries of these classic papers with the help of bibliometric analysis. The data for the study was extracted from the Scopus database. The study indicated that among these top 100 papers maximum were in the form of research articles. The majority of these top-cited papers were published during the five years from 2012 to 2016. The average citation per paper was calculated to be 34 citations per paper. American Journal of Physics, Science and Education, and Physical Review Physics Education Research are the leading publication sources. Meanwhile, Springer Nature and the American Physical Society dominated publishing the most impactful research in physics education. Kuhn is recognized as the most productive author. Whereas McDermott received the greatest number of citations. The institutions whose authors have contributed the most included the University of Washington and California State University. The USA has predominance over the production of highly cited papers followed by Germany and Spain. Maximum works cited in these top 100 papers have been published within the 50 years from 1971 to 2020. The research areas in these papers are mainly emphasized on physics education, physics, students, computer-aided instruction, and medical education.

## Revision History

User	Comment	Date	Native	PDF
Nadi Suprpto NS	revision of the uploaded file <i>Auto-converted to PDF: Fri Jul 23 19:06:33 2021</i>	Fri Jul 23 19:06:00 2021	<a href="#">MS Word 2007</a>	<a href="#">PDF</a>

Editor selected version

NOTE: All times are in PT (Pacific Time)

User	Comment	Date	 Native	 PDF
<b>Nadi Suprpto NS</b>	Revision <i>Auto-converted to PDF: Fri Jul 9 00:17:25 2021</i>	Fri Jul 9 00:17:00 2021	<a href="#"><u>MS Word 2007</u></a>	<a href="#"><u>PDF</u></a>
<b>Nadi Suprpto NS</b>	update discipline <i>Auto-converted to PDF: Tue Jul 6 18:44:01 2021</i>	Tue Jul 6 18:44:00 2021	<a href="#"><u>MS Word 2007</u></a>	<a href="#"><u>PDF</u></a>
<b>Nadi Suprpto NS</b>	update of upload file <i>Auto-converted to PDF: Tue Jul 6 07:17:17 2021</i>	Tue Jul 6 07:17:00 2021	<a href="#"><u>MS Word 2007</u></a>	<a href="#"><u>PDF</u></a>
<b>Nadi Suprpto NS</b>	Initial Submission <i>Auto-converted to PDF: Tue Jul 6 07:11:47 2021</i>	Tue Jul 6 07:11:00 2021	<a href="#"><u>MS Word 2007</u></a>	<a href="#"><u>PDF</u></a>
 Editor selected version	NOTE: All times are in PT (Pacific Time)			



## Library Philosophy and Practice (e-journal)



**Title:** Top 100 Cited Publications in Physics Education in The last Thirty Years: A Bibliometric Analysis

**Authors:** Nadi Suprpto (*Universitas Negeri Surabaya, Indonesia*), Binar K. Prahani (*Universitas Negeri Surabaya, Indonesia*), Utama A. Deta (*Universitas Negeri Surabaya, Indonesia*)

**Status:** queued\_for\_update

[Email administrator](#)  
[Preview submission](#)  
[Manage additional files](#)  
[View decisions](#)  
[My account](#)  
[Log out](#)

**Current File(s):****Abstract:**

The present study's focus is to analyze the top 100 cited papers (classic papers) in the field of physics education in the last thirty years. The study is aimed to provide insight into the citation pattern, authorship pattern, year, journals, countries of these classic papers with the help of bibliometric analysis. The data for the study was extracted from the Scopus database. The study indicated that among these top 100 papers maximum were in the form of research articles. The majority of these top-cited papers were published during the five years from 2012 to 2016. The average citation per paper was calculated to be 34 citations per paper. American Journal of Physics, Science and Education, and Physical Review Physics Education Research are the leading publication sources. Meanwhile, Springer Nature and the American Physical Society dominated publishing the most impactful research in physics education. Kuhn is recognized as the most productive author. Whereas McDermott received the greatest number of citations. The institutions whose authors have contributed the most included the University of Washington and California State University. The USA has predominance over the production of highly cited papers followed by Germany and Spain. Maximum works cited in these top 100 papers have been published within the 50 years from 1971 to 2020. The research areas in these papers are mainly emphasized on physics education, physics, students, computer-aided instruction, and medical education.

**Date:** Mon Aug 2 2021

**Subject:** MS #11171 - Library Philosophy and Practice (e-journal)

**From:** Mary Bolin

**Decision:** Accept Submission

Dear Nadi Suprpto, Binar K. Prahani, and Utama A. Deta,

Congratulations! We are pleased to inform you that your article has been favorably reviewed and will appear in Library Philosophy and Practice. LPP has a cumulative yearly volume. Your article will be p

Thanks for your interest in LPP.

Sincerely,  
Mary Bolin

Mary K. Bolin, PhD  
Professor Emeritus  
University of Nebraska-Lincoln Libraries  
Lincoln NE 68588-4100  
mbolin2@unl.edu



Nadi Suprpto &lt;nadisuprpto@unesa.ac.id&gt;

---

**MS #11171: Submission received for Library Philosophy and Practice (e-journal)**

1 message

---

**Administrators of Library Philosophy and Practice (e-journal)** <editors-libphilprac-11171@dcunl.bepress.com>

Tue, Jul 6, 2021 at 9:11 PM

To: =?UTF-8?Q?=22Nadi\_Suprpto\_NS=22?= &lt;nadisuprpto@unesa.ac.id&gt;

Cc: The Authors &lt;authors-libphilprac-11171@dcunl.bepress.com&gt;, The Administrators &lt;editors-libphilprac-11171@dcunl.bepress.com&gt;

A new submission for Library Philosophy and Practice (e-journal) has been uploaded by "Nadi Suprpto NS" <[nadisuprpto@unesa.ac.id](mailto:nadisuprpto@unesa.ac.id)>.

The authors are:

"Nadi Suprpto NS" <[nadisuprpto@unesa.ac.id](mailto:nadisuprpto@unesa.ac.id)>

"Nadi Suprpto NS" <[nadisuprpto@unesa.ac.id](mailto:nadisuprpto@unesa.ac.id)>

"Nadi Suprpto NS" <[nadisuprpto@unesa.ac.id](mailto:nadisuprpto@unesa.ac.id)>

The title is:

"Top 100 Cited Publications in Physics Education in The last Thirty Years: A Bibliometric Analysis"

The keywords are:

bibliometrics, physics education, top 100 cited, classic paper

The submission has been assigned #11171. Please refer to this number in any correspondence related to the submission.

Authors may check the status of the submission, submit revisions, and contact administrators via the following link:

<https://digitalcommons.unl.edu/cgi/preview.cgi?article=11171&context=libphilprac>

---

Administrators can access the management tools for this submission at:

<https://digitalcommons.unl.edu/cgi/editor.cgi?article=11171&context=libphilprac>



Nadi Suprpto &lt;nadisuprpto@unesa.ac.id&gt;

---

**MS #11171: Update submitted for "Top 100 Cited Publications in Physics Education in The last Thirty Years: A Bibliometric Analysis"**

2 messages

---

**Administrators of Library Philosophy and Practice (e-journal)** <editors-libphilprac-11171@dcunl.bepress.com>

Tue, Jul 6, 2021 at 9:17 PM

To: =?UTF-8?Q?=22Nadi\_Suprpto\_NS=22?= &lt;nadisuprpto@unesa.ac.id&gt;

Cc: The Authors &lt;authors-libphilprac-11171@dcunl.bepress.com&gt;, Assigned Administrator &lt;editor-libphilprac-11171@dcunl.bepress.com&gt;

This is an automatically-generated note to inform you that "Nadi Suprpto NS" <nadisuprpto@unesa.ac.id> has submitted an update to MS #11171, "Top 100 Cited Publications in Physics Education in The last Thirty Years: A Bibliometric Analysis," in Library Philosophy and Practice (e-journal).

The reason for update is:  
update of upload file

The changes made are:  
Not available

The authors are:  
"Nadi Suprpto NS" <nadisuprpto@unesa.ac.id>

A preview of the title page and status may be viewed at:  
<https://digitalcommons.unl.edu/cgi/preview.cgi?article=11171&context=libphilprac>

-----  
Administrators can access the tools to manage this submission at:

<https://digitalcommons.unl.edu/cgi/editor.cgi?article=11171&context=libphilprac>

---

**Administrators of Library Philosophy and Practice (e-journal)** <editors-libphilprac-11171@dcunl.bepress.com>

Wed, Jul 7, 2021 at 8:44 AM

To: =?UTF-8?Q?=22Nadi\_Suprpto\_NS=22?= &lt;nadisuprpto@unesa.ac.id&gt;

Cc: The Authors &lt;authors-libphilprac-11171@dcunl.bepress.com&gt;, Assigned Administrator &lt;editor-libphilprac-11171@dcunl.bepress.com&gt;

This is an automatically-generated note to inform you that "Nadi Suprpto NS" <nadisuprpto@unesa.ac.id> has submitted an update to MS #11171, "Top 100 Cited Publications in Physics Education in The last Thirty Years: A Bibliometric Analysis," in Library Philosophy and Practice (e-journal).

The reason for update is:  
update discipline

[Quoted text hidden]



Nadi Suprpto <nadisuprpto@unesa.ac.id>

---

## MS #11171: Update submitted for "Top 100 Cited Publications in Physics Education in The last Thirty Years: A Bibliometric Analysis"

1 message

---

**Administrators of Library Philosophy and Practice (e-journal)** <editors-libphilprac-11171@dcunl.bepress.com>

Fri, Jul 9, 2021 at 2:17 PM

To: =?UTF-8?Q?=22Nadi\_Suprpto\_NS=22?= <nadisuprpto@unesa.ac.id>

Cc: The Authors <authors-libphilprac-11171@dcunl.bepress.com>, Assigned Administrator <editor-libphilprac-11171@dcunl.bepress.com>

This is an automatically-generated note to inform you that "Nadi Suprpto NS" <nadisuprpto@unesa.ac.id> has submitted an update to MS #11171, "Top 100 Cited Publications in Physics Education in The last Thirty Years: A Bibliometric Analysis," in Library Philosophy and Practice (e-journal).

The reason for update is:  
No reason provided

The changes made are:  
Not available

The authors are:  
"Nadi Suprpto NS" <nadisuprpto@unesa.ac.id>

A preview of the title page and status may be viewed at:  
<https://digitalcommons.unl.edu/cgi/preview.cgi?article=11171&context=libphilprac>

-----  
Administrators can access the tools to manage this submission at:

<https://digitalcommons.unl.edu/cgi/editor.cgi?article=11171&context=libphilprac>



Nadi Suprpto &lt;nadisuprpto@unesa.ac.id&gt;

---

**MS #11171: PDF file created for "Top 100 Cited Publications in Physics Education in The last Thirty Years: A Bibliometric Analysis"**

1 message

---

**Administrators of Library Philosophy and Practice (e-journal)** <editors-libphilprac-11171@dcunl.bepress.com>  
To: Nadi Suprpto NS <nadisuprpto@unesa.ac.id>

Sat, Jul 24, 2021 at 9:06 AM

This is an automatically-generated note.  
DigitalCommons@University of Nebraska - Lincoln has completed the conversion from the uploaded Microsoft Word file to an Adobe Acrobat PDF file for "Top 100 Cited Publications in Physics Education in The last Thirty Years: A Bibliometric Analysis" in Library Philosophy and Practice (e-journal).

Please review the file and contact [dc-support@bepress.com](mailto:dc-support@bepress.com) if there are any problems.

The converted file may be viewed at this page:  
<https://digitalcommons.unl.edu/cgi/preview.cgi?article=11171&context=libphilprac>



Nadi Suprpto &lt;nadisuprpto@unesa.ac.id&gt;

---

**MS #11171 - Library Philosophy and Practice (e-journal)**

2 messages

---

**Mary Bolin** <editor-libphilprac-11171-2370615@dcunl.bepress.com>  
To: =?UTF-8?Q?=22Nadi\_Suprpto\_NS=22?= <nadisuprpto@unesa.ac.id>  
Cc: The Authors <authors-libphilprac-11171@dcunl.bepress.com>

Mon, Aug 2, 2021 at 7:28 PM

Dear Nadi Suprpto, Binar K. Prahani, and Utama A. Deta,

Congratulations! We are pleased to inform you that your article has been favorably reviewed and will appear in Library Philosophy and Practice. LPP has a cumulative yearly volume. Your article will be published immediately

Thanks for your interest in LPP.

Sincerely,  
Mary Bolin

Mary K. Bolin, PhD  
Professor Emeritus  
University of Nebraska-Lincoln Libraries  
Lincoln NE 68588-4100  
[mbolin2@unl.edu](mailto:mbolin2@unl.edu)

---

**Nadi Suprpto** <nadisuprpto@unesa.ac.id>  
To: Mary Bolin <editor-libphilprac-11171-2370615@dcunl.bepress.com>  
Cc: The Authors <authors-libphilprac-11171@dcunl.bepress.com>

Tue, Aug 3, 2021 at 7:58 PM

Dear Prof. Mary K. Bolin, PhD  
University of Nebraska-Lincoln Libraries

Thank you so much for the great news!  
I am happy to publish my article in LPP- UNL

Sincerely yours,  
Nadi Suprpto, Ph.D  
Associate Professor, Universitas Negeri Surabaya Indonesia  
[Quoted text hidden]





Nadi Suprpto <nadisuprpto@unesa.ac.id>

---

## MS #11171: New submission posted to Library Philosophy and Practice (e-journal)

1 message

---

**Administrators of Library Philosophy and Practice (e-journal)** <editors-libphilprac-11171@dcunl.bepress.com>

Tue, Aug 3, 2021 at 8:33 PM

To: Nadi Suprpto NS <nadisuprpto@unesa.ac.id>

Cc: The Administrators <editors-libphilprac-11171@dcunl.bepress.com>

Dear Nadi Suprpto, Binar K. Prahani, and Utama A. Deta,

Your submission "Top 100 Cited Publications in Physics Education in The last Thirty Years: A Bibliometric Analysis" (MS #11171) has been posted to Library Philosophy and Practice (e-journal).

<https://digitalcommons.unl.edu/libphilprac/5928>

Want to maximize readership? Improve the Google rank of your submission by putting its title, formatted as a link, on your personal or departmental webpage at your institution.

## Top 100 Cited Publications in Physics Education in The Last Thirty Years: A Bibliometric Analysis

### Abstract

The present study's focus is to analyze the top 100 cited papers (classic papers) in the field of physics education in the last thirty years. The study is aimed to provide insight into the citation pattern, authorship pattern, year, journals, countries of these classic papers with the help of bibliometric analysis. The data for the study was extracted from the Scopus database. The study indicated that among these top 100 papers maximum were in the form of research articles. The majority of these top-cited papers were published during the five years from 2013 to 2016. The average citation per paper was calculated to be 34 citations per paper. American Journal of Physics, Science and Education, and Physical Review Physics Education Research are the leading publication sources. Meanwhile, Springer Nature and the American Physical Society dominated publishing the most impactful research in physics education. Kuhn is recognized as the most productive author. Whereas McDermott received the greatest number of citations. The institutions whose authors have contributed the most included the University of Washington and California State University. The USA has predominance over the production of highly cited papers followed by Germany and Spain. Maximum works cited in these top 100 papers have been published within the 50 years from 1971 to 2020. The research areas in these papers are mainly emphasized on physics education, physics, students, computer-aided instruction, and medical education.

**Keywords:** bibliometrics, physics education, top 100 cited, classic paper

### Introduction

Research in physics education has overgrown in the past few decades. For example, the American Journal of Physics (AJP) no longer publishes papers on physics education since 2018, but more than 2,000 papers were published over 80 years, which is considered the best data to examine trends in physics education research (Yun, 2020). The second example is Physical Review Physics Education Research (PRPER); the number of papers in this journal has also been steadily growing since its inception. Generally, it is estimated that the production of scientific publications doubles every 15-20 years (Celeste, Broadbent, & Moyses, 2016; Devi, 2021).

Research is conducted on numerous topics by various authors from different institutions, and knowledge is being advanced through research publications in the form of journal articles, conference proceedings and other media of scholarly communication (Siwach & Kumar, 2015; Suprpto, Prahani, & Deta, 2021; Yanuarti & Suprpto, 2021). However, it is not easy to access the most impactful studies and trending research topics in any field (Yeung, Goto, & Leung, 2017). Bibliometric studies are helpful to identify the research trend and the impactful studies (Parmar, Siwach, & Kumar, 2020; Suprpto et al., 2021). Citation analysis in bibliometric studies is considered a scientific metric measure and use to identify the most impactful research in a field (Devi, 2021; Garfield, 1979). It is an essential tool to measure the impact or influence of that research on the other papers published at relatively low cost (Garfield, 1979; Sengupta, Sarode, Sarode, Gadbail, Gondivkar, Patil, & Patil, 2020). Indeed, some other indirect indicators of quality publication like Scimago Journal Rank (SJR), Impact Factor (IF) and h-index, are also based on the citation count (Devi, 2021; Hirsch, 2005). Thus, the papers receiving more citations are expected to have a good quality of research and influence the knowledge domain in a particular field. Moreover, any paper receiving 100 citations can be considered a classic paper (Heldwein, Rhoden, &

**Commented [NS1]:** Since your discussion is integrated with your results, so you need more citations in your discussion and don't forget to insert in your references list. The references should be focused on classic paper in PE. Finally, you will increase the number of words and characters.

I appreciated the author (s) work and inserted in LPP!

**Commented [NS2]:** Please consistent in using American or British!

**Commented [NS3]:** It should be 2012?

Morgentaler, 2010).

This study reviewed the trends of research in physics education in terms of the top 100 cited papers to identify the status of physics education research and help researchers in future studies. The study's main objective is to explore the top 100 cited papers in physics education during the period from 1991 to 2020. The specific objectives of the study are as below:

Commented [NS4]: Why?

1. To know the types of publications of the top 100 cited papers in physics education.
2. To study the year-wise distribution of the top 100 cited papers in physics education.
3. To identify the sources publishing of the top 100 cited papers in physics education.
4. To study the authorship pattern and prolific authors of the top 100 cited papers in physics education.
5. To identify the institution producing of the top 100 cited papers in physics education.
6. To know the country of origin of the papers and collaboration among them.
7. To study the period of references of the top 100 cited papers in physics education.

### Methods

For obtaining the data for the present study, Scopus database was used. The database was searched for the subject category “physics education” using the string given below:

*“TITLE ( physics AND education ) AND ( LIMIT-TO (PUBYEAR, 2020) OR LIMIT-TO (PUBYEAR, 2019) OR LIMIT-TO (PUBYEAR, 2018) OR LIMIT-TO (PUBYEAR, 2017) OR LIMIT-TO (PUBYEAR, 2016) OR LIMIT-TO (PUBYEAR, 2015) OR LIMIT-TO (PUBYEAR, 2014) OR LIMIT-TO (PUBYEAR, 2013) OR LIMIT-TO (PUBYEAR, 2012) OR LIMIT-TO (PUBYEAR, 2011) OR LIMIT-TO (PUBYEAR, 2010) OR LIMIT-TO (PUBYEAR, 2009) OR LIMIT-TO (PUBYEAR, 2008) OR LIMIT-TO (PUBYEAR, 2007) OR LIMIT-TO (PUBYEAR, 2006) OR LIMIT-TO (PUBYEAR, 2005) OR LIMIT-TO (PUBYEAR, 2004) OR LIMIT-TO (PUBYEAR, 2003) OR LIMIT-TO (PUBYEAR, 2002) OR LIMIT-TO (PUBYEAR, 2001) OR LIMIT-TO (PUBYEAR, 2000) OR LIMIT-TO (PUBYEAR, 1999) OR LIMIT-TO (PUBYEAR, 1998) OR LIMIT-TO (PUBYEAR, 1997) OR LIMIT-TO (PUBYEAR, 1996 ) OR LIMIT-TO (PUBYEAR, 1995) OR LIMIT-TO (PUBYEAR, 1994) OR LIMIT-TO (PUBYEAR, 1993) OR LIMIT-TO (PUBYEAR, 1992) OR LIMIT-TO (PUBYEAR, 1991))”*

The data were collected on June 19, 2021. The obtained results were then sorted according to ‘times cited’ from highest cited to lowest cited. Then the data for the top 100 cited papers was extracted from the database. The data was analyzed with the help of MS-Excel and using the VOSviewer software and word cloud generator for visualization (Suprpto et al., 2021a; 2021b; 2021c; van Eck & Waltman, 2020).

### Results and Discussion

#### Publication Type

Table 1. Document types of top cited papers

Document Type	Frequency	Total Citation	Mean	Median	S.D.
Article	77	2763	35.88	22	49.97
Conference paper	11	268	24.36	20	13.32
Review	7	310	44.29	31	42.67
Book Chapter	2	33	16.50	16.5	0.71
Editorial	1	22	22.00	22	-
Short survey	1	13	13.00	13	-
Note	1	13	13.00	13	-
<b>Total</b>	<b>100</b>	<b>3422</b>	<b>34.22</b>	<b>-</b>	<b>-</b>

The document types of top 100 publications that have been published in physics education from 1991 to 2020 are shown in Table 1. Among these 100 papers, 77 were in the form of articles, 11 were conference papers, and 7 were review papers. The average citation per document in each category was diverse, with an average is 34. However, the standard deviation for research articles and review papers was high, 49.97 and 42.67, respectively. Meanwhile, the mean citation count of the review was the highest (44.29). In contrast, short surveys and notes were the minor mean citation.

**Year-wise distribution of top 100 papers**

The top 100 cited articles of physics education have been published during the date range from 1991 to 2019. Maximum among these have been published in the year 2015 (9 articles), followed by the years 2014 (8 articles), 2001, 2013, 2016, and 2019 (7 articles each).

Table 2. Year-wise distribution of papers

Commented [NS5]: Be careful with your number

Year	Articles	Citations	ACPP	ACPPY	Citable years
1991	1	57	57	1.90	30
1993	2	41	20	0.73	28
1994	2	40	20	0.74	27
1995	1	23	23	0.88	26
1997	1	78	78	3.25	24
1998	3	73	24	1.06	23
1999	1	377*	377*	17.14*	22
2000	3	171	57	2.71	21
2001	7	376	54	2.69	20
2002	3	97	32	1.70	19
2003	2	32	16	0.89	18
2004	2	41	20	1.21	17
2005	5	209	42	2.61	16
2006	6	165	28	1.83	15
2007	4	176	44	3.14	14
2008	3	71	24	1.82	13
2009	1	23	23	1.92	12
2010	3	91	30	2.76	11
2011	2	50	25	2.50	10
2012	5	193	39	4.29	9
2013	7	128	18	2.29	8
2014	8	351	44	6.27	7
2015	9*	155	17	2.87	6
2016	7	149	21	4.26	5
2017	3	67	22	5.58	4
2018	2	55	28	9.17	3
2019	7	133	19	9.50	2
<b>Total</b>	<b>100</b>	<b>3422</b>	<b>34</b>	-	-

ACPP= Average Citation Per Paper, ACPY= Average Citation Per Paper Per Year, \*=the highest number

These top 100 articles received a total of 3422 citations, with an average of 34 citations. The average citation per paper was highest (377) for 1999, while the average citation per paper per year was maximum (17.14) in the same year.

### Sources of Publication

Table 3 shows the list of sources that have published the top 100 cited papers in physics education. These top 100 papers have been published in 58 different sources. The journals “American Journal of Physics” and “Science and Education” are the leading sources publishing seven papers. Meanwhile, six papers were published in “Physical Review Physics Education Research” while five papers were published in “Physical Review Special Topics - Physics Education Research”, as the former name of this journal. As regards the publishers of these 58 sources, 13 are published by Springer Nature, 11 by the American Physical Society, seven by the American Association of Physics Teachers, and six by Taylor & Francis.

**Commented [NS6]:** Please also explore the remained publisher such as Taylor Francis, AIP, IOP, Wiley etc

Table 3. Sources of top cited papers

Sources	Publisher	Articles	Citations	ACPP
American Journal of Physics	American Association of Physics Teachers	7	742	106
Science and Education	Springer Nature	7	283	40
Physical Review Physics Education Research	American Physical Society	6	119	20
Physical Review Special Topics - Physics Education Research	American Physical Society	5	270	54
Journal of Science Education and Technology	Springer Nature	4	101	25
International Journal of Science Education	Taylor & Francis	4	128	32
Physics Teacher	American Institute of Physics	4	108	27
Physics Education	Institute of Physics Publishing	4	104	26
<i>Physica Medica</i>	<i>Istituti Editoriali e Poligrafici Internazionali</i>	4	58	14
Science Education	Wiley-Blackwell	3	175	58
International Journal of Science and Mathematics Education	Springer Nature	2	67	34
Physics Today	American Institute of Physics	2	150	75
Journal of Science Teacher Education	Taylor & Francis	2	28	14
IEEE Antennas and Propagation Magazine	IEEE	2	31	16
Other sources (with one paper each)	-	44	1058	24
<b>Total</b>	-	<b>100</b>	<b>3422</b>	<b>34</b>

The paper published in “Physica Medica” has exponential growth; all the papers published in the source are from 2012 to 2020. In the case of “Physics Education” has exponential growth, all the papers published in the source are from 2015 to 2020. Meanwhile, for papers published in other journals, the number tends to be constant; some even fluctuate, such as Physics Today and Physics Medica (1991-2002).

**Commented [NS7]:** You should describe about Physics Education by IOP too

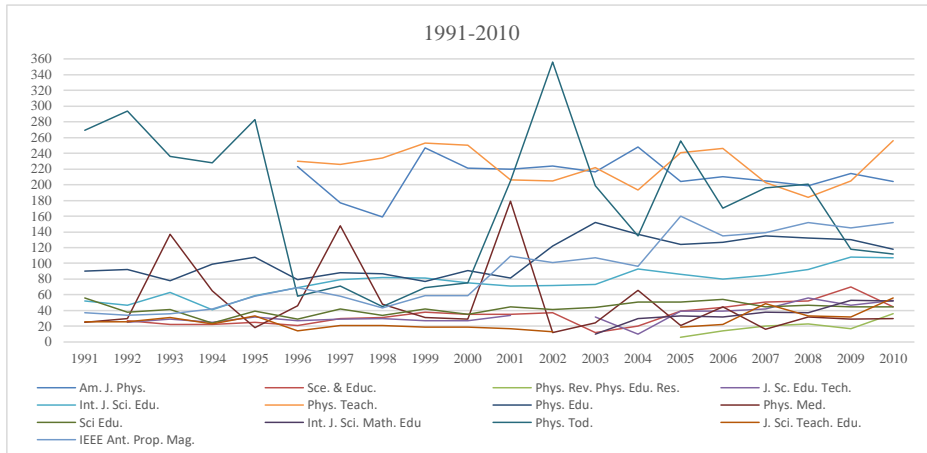


Figure 1. Source growth (1991-2010)

Commented [NS8]: Some lines are unclear, however, if the editor OK, no problem!

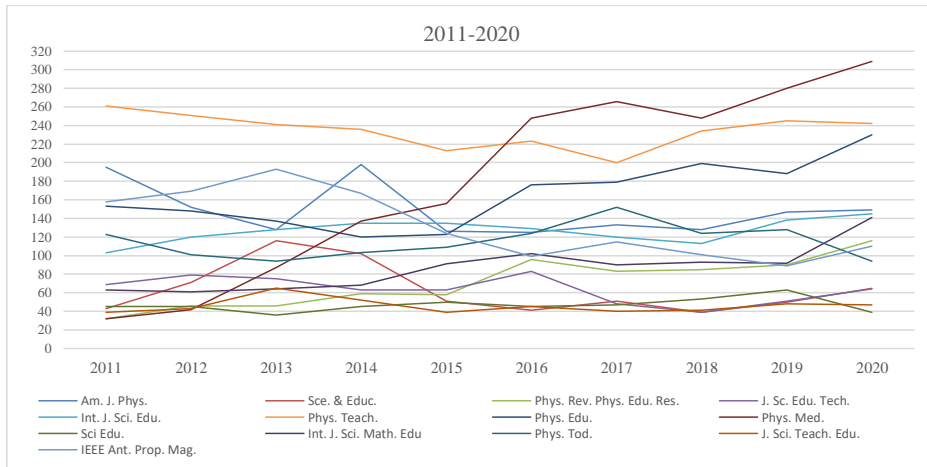


Figure 2. Source growth (2011-2020)

**Authors of top 100 papers**

Total 227 authors are associated with these 100 top-cited papers in education. Table 4 lists the most prolific authors along with their papers and citations. Nineteen such authors have published more than one top-cited paper, and these authors have contributed to 19 articles as the first author. Kuhn J is recognized as the most productive author, publishing five papers. At the same time, McDermott LC received the most significant number of citations (604) and the most remarkable link strength (11). Top authors' clusters and author production over time are illustrated in Figure 3.

Table 4. Author profiles

Authors	Total Articles	Total Citations	Total link strength
McDermott LC	3	604*	11*
Redish EF	2	393	10
Mestre JP	2	213	7
Heron PRL	2	48	5
Caballero RD	2	43	4
Eudaldo T	2	33	4
Olsen K	2	33	4
Kuhn J	5*	123	3
Meltzer DE	2	46	3
Vogt P	2	47	3
Caruana CJ	3	42	2
Christofides S	2	25	2
Koponen IT	4	179	2
Nissen J	2	24	1
Van Dusen B	2	24	1
Mujtaba T	2	68	0
Reiss MJ	2	68	0
Sevgi L	2	31	0
Vollmer M	2	97	0
Other authors with 1 paper each	208		

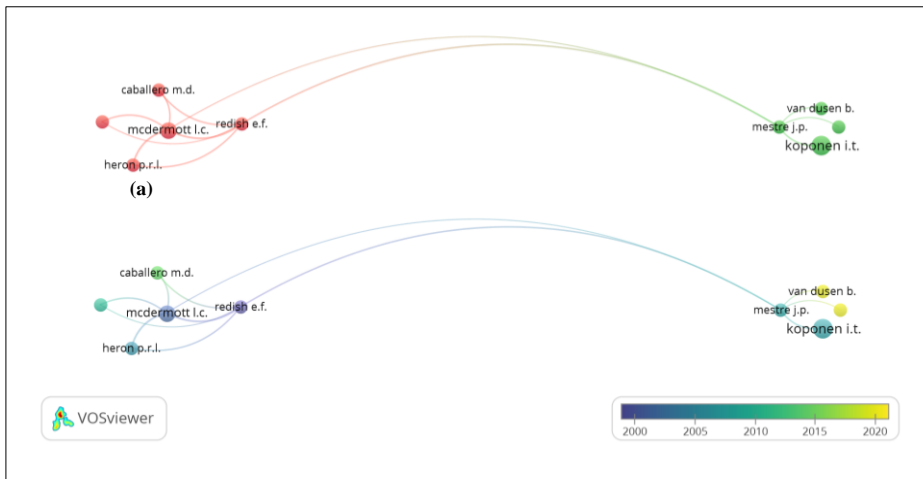


Figure 3. (a) Top authors' cluster; (b) Author production over time

**Commented [NS9]:** Please give a brief information accordingly

**Commented [NS10]:** Is it really one output from VOSviewer? Or you combine two figures as one?

**Most Relevant Affiliations and Countries**

The top-cited papers in the present study are affiliated with 181 institutions from 33 different countries. Figure 3 shows the most relevant affiliation. The University of Washington with 227 citations, California State University with 24 citations, Hospital de la Santa Creu I Sant Pau, Spain with 33 citations, has two papers each.

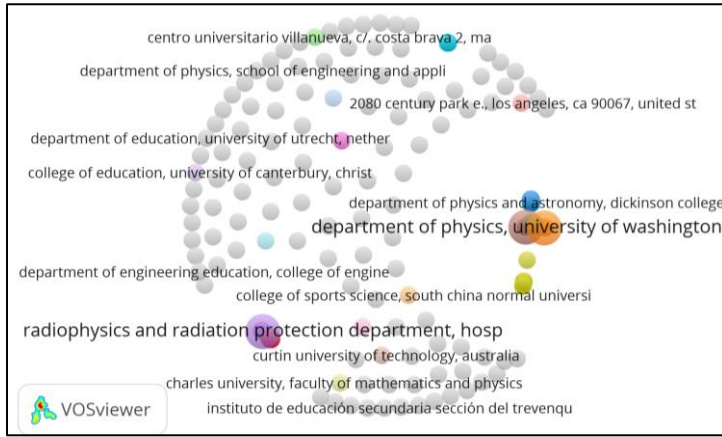


Figure 4. Most relevant affiliations

Commented [NS11]: I like it, wonderful illustration!

Table 5. Country of Publication

Country	Articles	Total Citations	Average Article Citations	Total link strength
USA	37	1725	46.62	10
Germany	13	438	33.69	4
Spain	8	149	18.62	6
Finland	7	263	37.57	2
UK	6	163	27.17	1
Indonesia	6	112	18.67	1
Netherlands	5	140	28.00	0
Turkey	4	77	19.25	0
Denmark	4	55	13.75	7
Australia	3	65	21.67	0
Malta	3	42	14.00	2
Canada	2	60	30.00	0
Italy	2	59	29.50	3
China	2	49	24.50	0
Sweden	2	36	18.00	4
Israel	2	36	18.00	1
Cyprus	2	25	12.50	3
Austria	2	24	12.00	0

Commented [NS12]: Please indicate the USA with asterisk as well as previous Table



For calculating the country of publications, only the first author was considered. Table 5 indicates that 18 different countries have produced the top 100 papers. USA has predominance over the production of highly cited papers with 37 papers, followed by Germany (13 papers), Spain (8 papers), Finland (7 papers), and the UK and Indonesia (6 papers each). The illustration of the most relevant countries is illustrated in Figure 5.

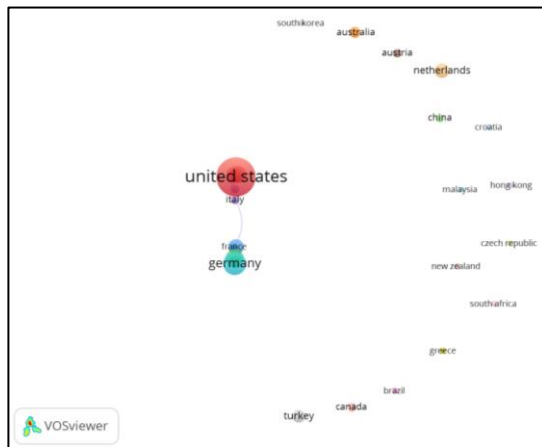


Figure 5. Most relevant countries

Table 6. References time span of top papers

Year of References	No. of References	% Age
1891-1900	13	0.29
1901-1910	17	0.38
1911-1920	20	0.45
1921-1930	11	0.25
1931-1940	10	0.23
1941-1950	16	0.36
1951-1960	26	0.59
1961-1965	27	0.61
1966-1970	27	0.61
1971-1975	47	1.06
1976-1980	89	2.01
1981-1985	187	4.23
1986-1990	327	7.39
1991-1995	491	11.10
1996-2000	733	16.58
2001-2005	691	15.63
2006-2010	846	19.13
2011-2015	674	15.24
2016-2020	170	3.84
<b>Total</b>	<b>4422</b>	<b>100.00</b>

Among all the countries producing highly cited papers, the articles from the USA have received the highest number of citations (1725), with an average citation per paper of 46.62. Meanwhile, Finland performed an average citation of paper of 37.57. The average citation received by each county is around 10 to 50 citations per document.

**References**

Table 6 illustrates the time of the references of the top-cited papers. The references used in these papers range from 1891 to 2020. Out of the total references, 96% falls within the time range from 1971 to 2020 or 44% within the time range from 1991 to 2015. The maximum numbers of references (19.13%) belong to 2006-2010. It was observed these papers were produced from 2011 to 2020, and the reference used in this literature is mostly newly emerged within the recent 20 years. The old pieces of literature have also been cited, but that amounts to tiny per cent of the total references. The visualization of the most relevant references is illustrated in Figure 6. Meanwhile, Figure 7 indicates the cited references cluster produced among references time of top papers.

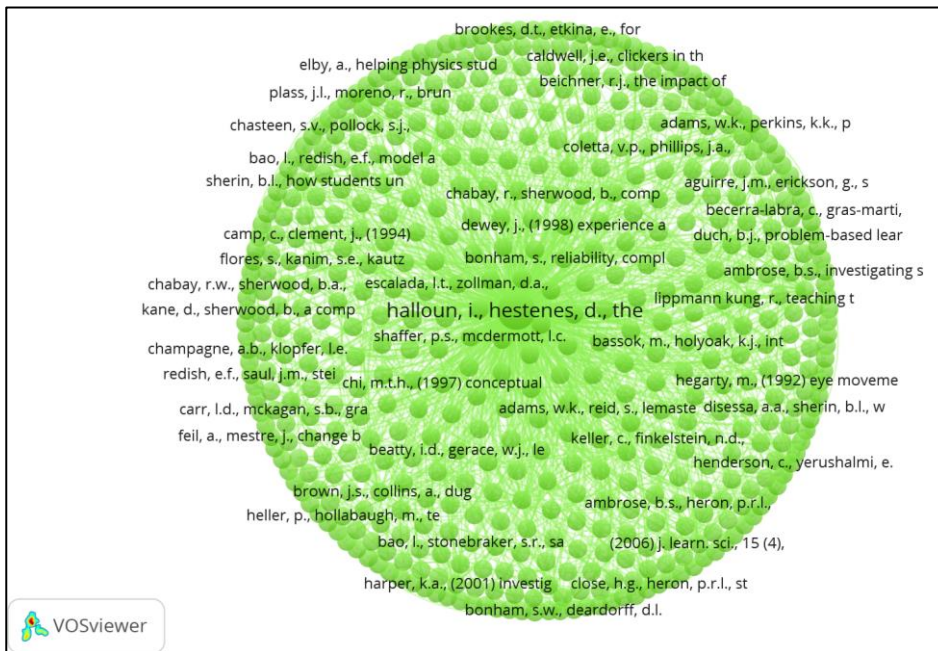


Figure 6. Most relevant references



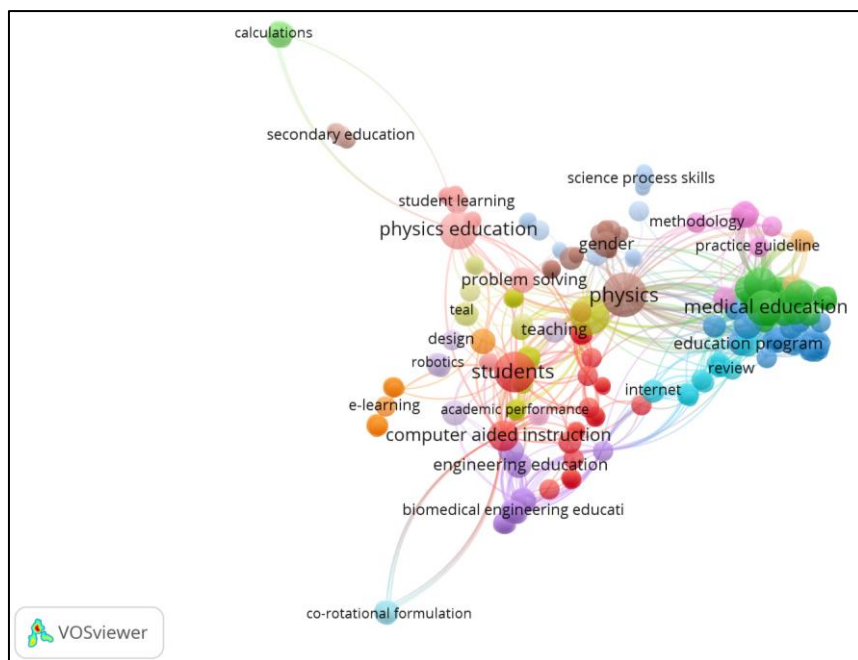


Figure 9. Keyword co-occurrence

Commented [NS13]: Please indicate the differences between figure 8 and 9

### Keyword co-occurrence

The keyword co-occurrence network in Figure 9 is based on the most frequently occurred keyword-plus words with a minimum of 5-edge points. Twenty-five such keywords are identified. This keyword co-occurrence network provides a brief insight into the areas/topics on which the research has been conducted. The map identified ten such clusters with some common words among these clusters: physics, students, physics education, teaching, medical education, problem-solving, engineering education, etc. The size of the text represents the more frequently used words. The primary cluster among all these clusters has five keywords; the clusters suggest that many researchers have conducted on “physics education”, “physics”, “students”, “computer-aided instruction”, “medical education”. Some other clusters mainly focus on science process skills, gender, problem-solving, e-learning, etc.

### Conclusion

This is the first of its kind bibliometric study of 100 top-cited papers in the “physics education” field. The study data consisted of top 100 publications in physics education from 1991 to 2020 obtained from the Scopus database. It was found that among these top 100 papers maximum were in the form of research articles, followed by conference papers, and a few were review papers. The majority of these top-cited papers were published during the five years from 2013 to 2016. The average citation per paper was calculated to be 34 citations per paper. The journals “American

Journal of Physics”, “Science and Education”, and “Physical Review Physics Education Research” are the leading sources of publication and Springer Nature, American Physical Society, American Association of Physics Teachers, and Taylor & Francis has dominance in publishing most impactful research in physics education. The majority of the research papers are multi-authored. Kuhn J is recognized as the most productive author. At the same time, McDermott LC received the most significant number of citations and the most incredible link strength. The institutions whose authors have contributed the most included the University of Washington, California State University, and Hospital de la Santa Creu I Sant Pau, Spain. The USA has predominance over the production of highly cited papers followed by Germany and Spain. Maximum works cited in these top 100 papers have been published within the 50 years from 1971 to 2020. The research areas in these papers are mainly emphasized on physics education, physics, students, computer-aided instruction, and medical education.

### Acknowledgements

This study was supported by the Directorate of Resources, Directorate General of Higher Education, Ministry of Education, Culture, Research and Technology, Indonesia, through *Penelitian Dasar* 2021.

### References

- Celeste, R. K., Broadbent, J. M., & Moyses, S. J. (2016). Half-century of dentalpublic health research: Bibliometric analysis of world scientific trends. *Community Dentistry and Oral Epidemiology*, 44(6), 557-563. doi:10.1111/cdoe.12249.
- Devi, P. (2021). Top 100 cited publications in education: A bibliometric analysis. *Library Philosophy and Practice (e-journal)*, 5630. <https://digitalcommons.unl.edu/libphilprac/5630>
- Garfield, E. (1979). Is citation analysis a legitimate evaluation tool? *Scientometrics*, 1, 359–375.
- Heldwein, F.L., Rhoden, E. L., & Morgentaler, A. (2010). Classics of urology: A half century history of the most frequently cited articles (1955-2009). *Urology*, 75, 1261- 1268.
- Hirsch, J. E. (2005). An index to quantify an individual's scientific research output. *Proceedings of the National Academy of Sciences of the United States of America*, 102(46), 16569-16572. doi:10.1073/pnas.0507655102.
- Parmar, S., Siwach, A. K., & Kumar, A. (2020). Fifty years research output in oral submucous fibrosis: A bibliometric analysis of publications from 1967 to 2016. *DESIDOC Journal of Library and Information Technology*, 40(2), 470-478. doi:10.14429/djlit.40.02.14727.
- Sengupta, N., Sarode, S. C., Sarode, G. S., Gadbail, A. R., Gondivkar, S., Patil, S., & Patil, S. (2020). Analysis of 100 most cited articles on forensic odontology. *Saudi Dental Journal*, 32(7), 321-329. doi:10.1016/j.sdentj.2020.04.005.
- Siwach, A. K., & Kumar, S. (2015). Bibliometric analysis of research publications of Maharshi Dayanand University (Rohtak) during 2000-2013. *DESIDOC Journal of Library and Information Technology*, 35(1), 17-24. doi: 10.14429/djlit.35.1.7789
- Suprpto, N., Kusnanik, N. W., Iriani, S. S., Wibawa, S. C., Sujarwanto, S., Yulianto, B., Suprpto, S., Hariyanto, A., & Nurhasan, N. (2021a). The comparison of Scimago Institutions Rankings (SIR), Scopus, and SINTA profile: A case of the top Indonesian Institutions. *Library Philosophy and Practice (e-journal)*, 5788, 1-11.
- Suprpto, N., Prahani, B. K., & Deta, U. A. (2021b). Research trend on ethnosience through bibliometric analysis (2011-2020) and the contribution of Indonesia. *Library Philosophy and Practice (e-journal)*, 5599, 1-17.

**Commented [NS14]:** Add at least five papers from the top authors based on your main discussion  
Please concern in the list of the classic paper in physics education or relevant, the paper with top citations

**Commented [NS15]:** This is a good example!

**Commented [NS16]:** Too old, however, if it is still important, keep it!

**Commented [NS17]:** Example of classic paper

- Suprpto, N., Sukarmin, Puspitawati, R. P., Erman, Savitri, D., Ku, C.-H, & Mubarak, H. (2021c). Research trend on technological pedagogical content knowledge (TPACK) through bibliometric analysis (2015-2019). *International Journal of Evaluation and Research in Education (IJERE)*, 10(4), in-press.
- van Eck, N. J., & Waltman, L. (2020). *VOSviewer manual*. Retrieved from [https://www.vosviewer.com/documentation/Manual\\_VOSviewer\\_1.6.16.pdf](https://www.vosviewer.com/documentation/Manual_VOSviewer_1.6.16.pdf)
- Yanuarti, E. A., & Suprpto, N. (2021). Ten years of research on history of science (physics): A bibliometric analysis. *Studies in Philosophy of Science and Education*, 2(1), 7-16. <https://doi.org/10.46627/sipose.v2i1.66>
- Yun, E. (2020). Review of trends in physics education research using topic modeling. *Journal of Baltic Science Education*, 19(3), 388-400. <https://doi.org/10.33225/jbse/20.19.388>